

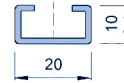
stalen C-profielen (DIN 59413), selectietabel
profils C en acier (DIN 59413), tableau de sélection

profil	afmetingen dimensions					L	gewicht poids	lengte longueur	code	
	B	b	H	s	galvanisé				inox	
C 01	24,0	17,5	5,2	1,0	-	0,28	2000 / 6000	C 01.2.0 C 01.6.0	C 01.2.1 C 01.6.1	
C 03	20,0	10,0	10,0	1,5	-	0,49	2000 / 6000	C 03.2.0 C 03.6.0	C 03.2.1 C 03.6.1	
C 04	50,0	35,0	10,0	2,0	-	1,18	2000 / 6000	C 04.2.0 C 04.6.0	C 04.2.1 C 04.6.1	
C 05	28,0	14,0	12,0	2,0	-	0,86	2000 / 6000	C 05.2.0 C 05.6.0	C 05.2.1 C 05.6.1	
C 06	80,0	65,0	10,0	2,0	-	1,66	2000 / 6000	C 06.2.0 C 06.6.0	C 06.2.1 C 06.6.1	
C 07	28,0	14,0	16,0	2,5	-	1,18	2000 / 6000	C 07.2.0 C 07.6.0	C 07.2.1 C 07.6.1	
C 09	38,0	22,0	18,0	2,5	-	1,49	2000 / 6000	C 09.2.0 C 09.6.0	C 09.2.1 C 09.6.1	
C 10	30,0	20,0	24,0	1,5	-	0,96	2000 / 6000	C 10.2.0 C 10.6.0	C 10.2.1 C 10.6.1	
C 11	45,0	31,0	40,0	2,0	-	2,07	2000 / 6000	C 11.2.0 C 11.6.0	C 11.2.1 C 11.6.1	
C 12	60,0	36,0	20,0	2,5	-	2,17	2000 / 6000	C 12.2.0 C 12.6.0	C 12.2.1 C 12.6.1	
C 13	65,0	40,0	55,0	3,0	-	4,34	2000 / 6000	C 13.2.0 C 13.6.0	C 13.2.1 C 13.6.1	
C 14	31,0	20,0	25,0	2,0	47,0	1,87	2000 / 6000	C 14.2.0 C 14.6.0	C 14.2.1 C 14.6.1	
C 15	31,0	20,0	25,0	2,0	53,0	1,90	2000 / 6000	C 15.2.0 C 15.6.0	C 15.2.1 C 15.6.1	

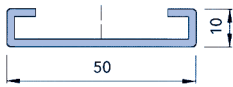
C01



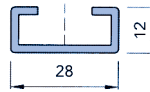
C03




C04



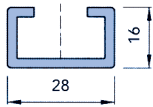
C05



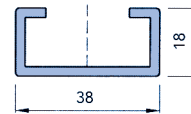
C06



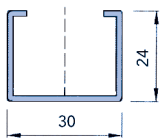
C07



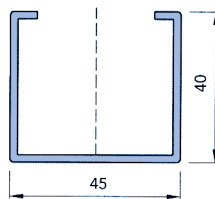
C09



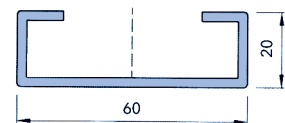
C10



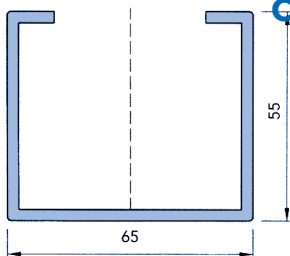
C11



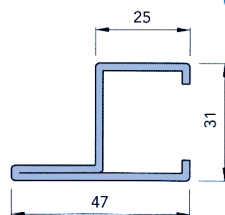
C12



C13



C14



C15

